

Safety Precautions

- ▲ Pressure sensor/ transmitter shall be installed by professional engineers, technicians and other qualified personnel, please read carefully the content and important information provided by this installation guide and label before installation.
- ▲ Pressure sensor / transmitter is powered by an external power supply, the power supply should be in accordance with relevant standards stipulated by energy limitation circuit, and pay attention to the high-voltage that may exist in the circuit.
- ▲ The static pressure overload has been marked on the label, the maximum pressure value should be no more than the span of sensor.
- ▲ Using pressure sensor/transmitter in dangerous situations, product installation, using and maintenance should comply with installation guide and relevant provisions of national standards.
- ▲ Attention please! Disassemble the instruments under the condition of normal atmospheric pressure only.

Product Usage

Pipe pressure measurement



For high-temperature steam measuring, more than half-tube cooling water should be pre-injected in the condenser. After the steam pipes are stable, slowly open the shut-off valve to start measuring.

Container pressure measurement



Can be used for gauge and absolute pressure measurement. After the pressure vessel is stable, slowly open the shut-off valve to start measuring.

Container level measurement



Can be used for liquid level measurement in open container and mounted on a level and temperature changes smoothly position. It will help to improve the measurement accuracy. Media compatibility should be considered.

Differential pressure measurement system



Two pressure transmitters can be composed of DP measurement systems, commonly used in the filter control or closed container level measurement.

Install pressure transmitter

Direct installation

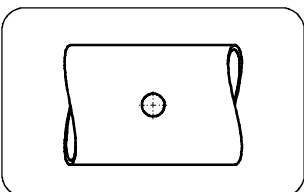


Light-weight pressure transmitter can be mounted directly on the pressure leading tube. Bracket is not needed. When using a spanner to screw hexagon bolt, the maximum torque force can not exceed 50Nm.

- ▲ Do not install the instruments in medium flow area or the position of pressure impact.
- Install the instruments in the downstream of the globe valve, easy for calibration and function test..
- The installation position of pressure transmitter may lead to measuring deviation. For example: the measured value does not show zero under the condition of normal atmospheric pressure. Please revise zero shift and refer to the chapter of "Zero point adjustment".

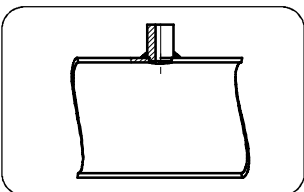
Process connection

Tapping



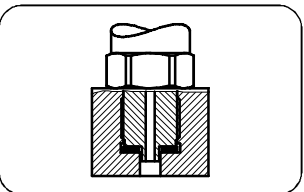
The tapping location is selected according to measuring media, situated at the top for gas, on the side or bottom for liquid and steam.

Base welding



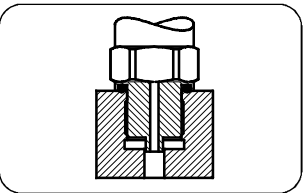
▲ Forbid base welding with pressure transmitter and avoid base deformation caused by welding. And please pay attention to clean up waste residue to avoid scratching the measuring diaphragm.

Straight thread end seal



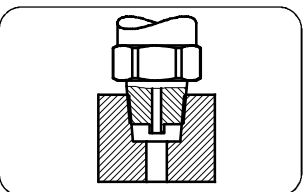
The thread length must be more than the base thread depth, to ensure end gasket seal is effective.

Straight thread root seal



The thread length must be less than the base thread depth, to ensure root gasket seal is effective.

Taper thread seal



Using raw material belts or sealant sealing, when thread lock hard, there is a small part of space.